

# Autodesk® Inventor® 2009 Subscription Bonus Pack

When you join the Autodesk Subscription program, you're joining a community of technical professionals interested in staying ahead of the competition by getting the most out of their design tools. With the addition of this subscription bonus pack for Inventor, Inventor Subscription customers will enjoy new productivity tools in drawing, part, and assembly environments.

## Optimize your Software Investment

Many of the productivity tools found in the Autodesk Inventor 2009 Subscription Bonus Pack were recommendations directly from our Inventor subscription customers.

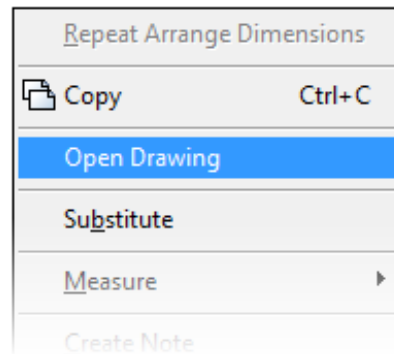
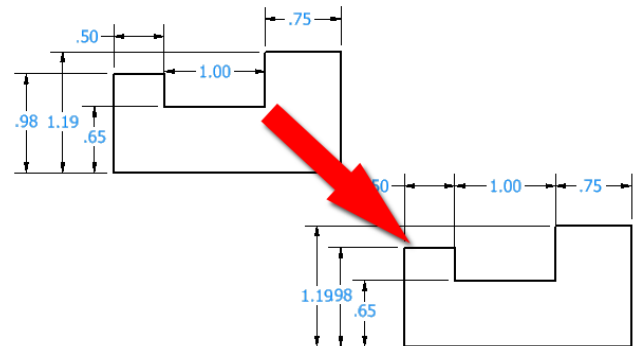
Autodesk® Subscription is the best way to stay current with the latest design technology, while gaining the benefits of simplified software management, easy budgeting, e-Learning, and web support.

Keep your design tools up to date and make the most of your software investment with the Autodesk Inventor 2009 Subscription Bonus Pack.

—The Inventor Team

### Drawing Manager Productivity

Arranging dimensions has never been easier than with the Inventor Subscription Bonus Pack. With the addition of productivity tools such as Arrange Dimensions you can quickly and easily cleanup your dimensions with a few simple picks. Use this functionality in conjunction with Dimension Selection Filters and you can select all Model, Overridden or AutoCAD Dimensions from the Inventor drawing environment.

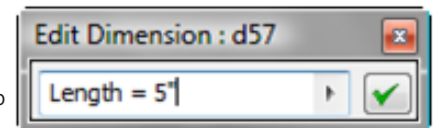


In the past Inventor users have been able to open parts and assemblies from a drawing view through the context menu. Now, with the Subscription Bonus Pack, they can open a corresponding drawing right from a part or assembly.

Other great tools from the drawing environment include refreshing drawing parameters, balloon snap & alignment tools on placement, enhancements to projecting geometry, as well as editing dimensions during placement.

### Part Modeling Productivity

The Part Modeling environment also received several productivity tools. Users can now create parameters on the fly through the edit dimension dialog without ever having to access the parameter dialog. This allows users to quickly set up design intent without leaving the sketching environment.



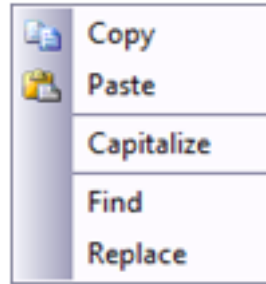
There have been several productivity enhancements with iFeatures ranging from the ability to specify the normal direction upon placement as well as being able to create iFeatures from iParts. For those instances that Inventor users have created table driven iParts and would like to use them as iFeatures, they can now save them as iFeatures with the original iPart table data.

Other enhancements include adding an apply button to rotate and scale dialogs. The loft feature has become easier and more productive to use through simplifying the selection capabilities. Users can now switch between selecting profile sections, rails and centerlines through the right click context menu. This greatly simplifies creating lofts since the user isn't required to make multiple selections from the standard loft dialog box.

# Autodesk® Inventor® 2009 Subscription Bonus Pack

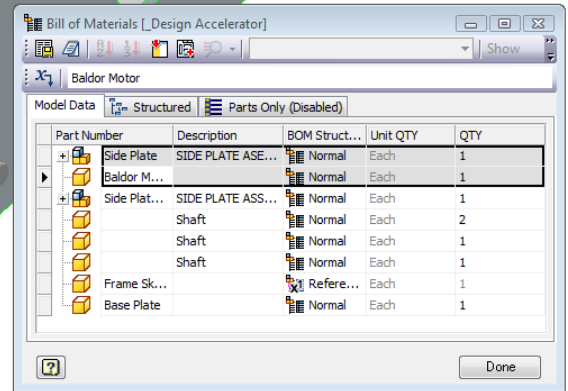
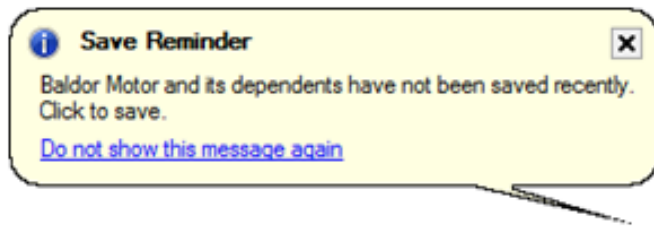
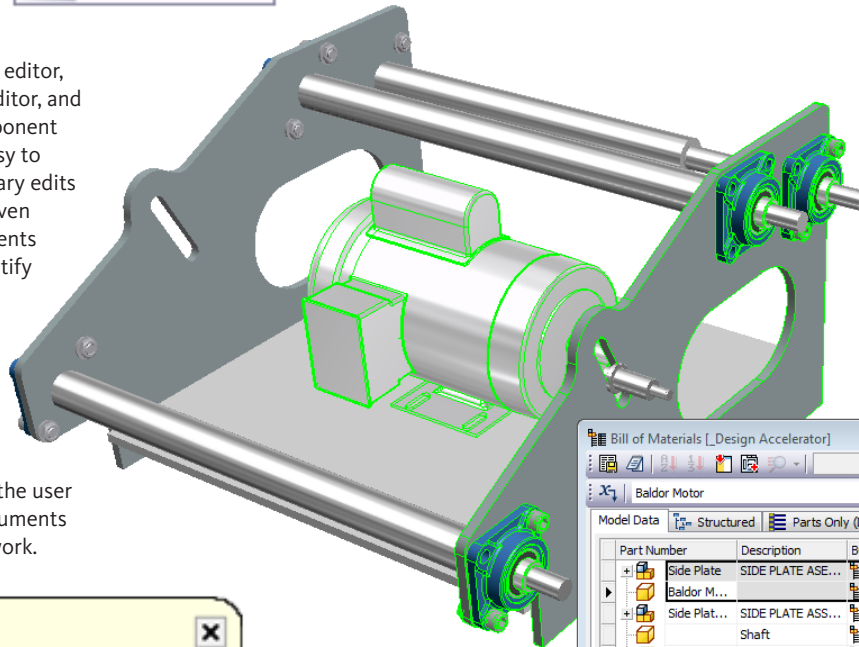
## Assembly Design Productivity

The Bill of Materials (BOM) editor now allows for editing similar to that of Microsoft Excel. Users can now use Shift or Control for contiguous or non-contiguous selection. The addition of tools such as Copy/Paste, Capitalization, Find, and Replace are great time savers when working in the BOM.



Identifying parts from the BOM editor has never been easier. New productivity tools, such as cross highlight from the BOM editor, allow users to easily navigate in the BOM editor, and simultaneously see the corresponding component in the 3D model. This makes it extremely easy to identify a component and make the necessary edits to its properties. To make the BOM editor even better, users can also directly open components from the BOM editor, allowing them to identify and open the necessary component for additional modifications.

With the new addition of an Auto Save function, users can now specify an Auto Save time period that will notify them when it is time to save the document by displaying a notification bubble. This offers the user all the power they need to control their documents while gently reminding them to save their work.



## Conclusion

Many of the productivity tools added to the drawing manager, part modeling, and assembly environments were recommendations directly from our Inventor subscription customers. We hope you will enjoy these new productivity tools found in the Autodesk Inventor 2009 Subscription Bonus Pack.

Autodesk, AutoCAD, Autodesk Inventor, and Inventor are registered trademarks or trademarks of Autodesk, Inc., and/or its subsidiaries and/or affiliates in the USA and/or other countries. All other brand names, product names, or trademarks belong to their respective holders.

Occasionally, Autodesk makes statements regarding planned or future development efforts for our existing or new products and services. These statements are not intended to be a promise or guarantee of future delivery of products, services, or features but merely reflect our current plans, which may change.

Purchasing decisions should not be made based upon reliance on these statements. The Company assumes no obligation to update these forward-looking statements to reflect events that occur or circumstances that exist or change after the date on which they were made. Autodesk is not responsible for typographical or graphical errors that may appear in this document.

© 2008 Autodesk, Inc. All rights reserved.